



PRODUCT INFORMATION S800-Schrank-4-6_TY_US - 13.10.2017 - www.vs-furniture.com

Series 800

Cabinets and wardrobe cabinets with one wing door (wide: 15.75 - 23.6).

Element cabinet (for details, see table) in the height units 2, 3, 4, 5 and 6 FH.

Type: Wing-door cabinet.







Front consisting of a single-wing door hung on the left or right with bow-type handle, inset-type handle or knob handle.

Locking system optionally with cylinder or turnknob locks.

Interior equipment consisting of adjustable shelf inserts and/or according to the depth and width dimensions with wardrobe racks, drawers or hooks on the screwed wardrobe base.

Construction: Models from a height of 77.625 or models with drawers and/or pullouts (DGV Regel 108-007) must be secured to the wall or floor.

The following material groups are available to choose from: Body and bases made of chipboard: L3; Front made of chipboard: L3; Front veneered: F1.

							
Series 800	H (in inches for standard base) =	33 1/4 2FH	48 1/8 3FH	62 7/8 4FH	77 5/8 5FH	92 3/8 6FH	
D=16 3/4	W= 15 3/4"	44000	44001	44002	44003	44005	
	W= 19 3/4"	44100	44101	44102	44103	44105	
	W= 23 5/8"	44200	44201	44202	44203	44205	
D=22 7/8	W= 15 3/4"	44300	44301	44302	44303	44305	
	W= 19 3/4"	44400	44401	44402	44403	44405	
	W= 23 5/8"	44500	44501	44502	44503	44505	
	Adjustable shelf inserts	1	2	3	4	5	
	Locks	1	1	1	1	1	